

Moulding Guide



Drexel™



People don't buy **WHAT** you do. They buy **WHY** you do it.

Different from our competition, Drexel launched vertical integration in 2022. From one location in 1985 to nine locations currently, our mission has stayed consistent: supply happiness.

WHY | Our "why" is aligned around two important things:

- 1. Our mission to supply. happiness.**
- 2. All eleven of our core values:**

**ETHICS | WINNING ATTITUDE | RESPECT | DEVELOPMENT | ACCOUNTABILITY |
BALANCE | TEAMWORK | COMMUNICATION | CHANGE | HAVE FUN | CONNECTION**

WHAT | From wood species, profiles, prefinishing options, and much, MUCH more, we'll help you find exactly what you're looking for.

supply. happiness.

Random Length Wood Mouldings will be shipped based on the breakdown below:

**25% 6' - 8'
50% 9' - 12'
25% 13' & Longer**

*All Knotty Alder mouldings and S4S come in mixed 6'-12' lengths, with most pieces in the 8'-10' range. 12' boards are included as available but should not be expected in high volume. All Knotty Alder 1x8 S4S will be glued for width.

*All wood moulding orders are subject to a +/- variance of 10% over or under ordered quantities. The invoice will reflect the quantity shipped.

Species Expectations

POPLAR

Poplar is characterized as a smooth, tight grain with a relatively soft texture. Because it is a fast-growing, columnar tree, it absorbs minerals from the soil differently than slower-growing hardwoods. It can range from creamy white to "mineral streaks" of olive green, purple, or dark brown/black. This is often called "Rainbow Poplar" and highlights the deep connection between the tree and its environment.



MAPLE

Maple is a dense, heavy hardwood with a very subtle, typically uniform grain. The tree's wide-spreading branches and high density create a naturally tight grain and unique mineral streaks, which occur as the wood captures nutrients. While the appearance is usually consistent, you'll often find small dark spots or rare, decorative patterns like "birdseye" or "curly" figures.




RED OAK

Red Oak is known for its prominent, "open" grain pattern, extreme durability, wide, and high contrast. Expect significant tonal shifts and deep ridges that catch stain to highlight the wood's powerful, symmetrical growth and give Oak its "classic" furniture-grade reputation.



KNOTTY ALDER

Alder is a smaller, more irregular tree compared to the others. It often grows in smaller clusters with a more slender, less formal trunk. Celebrated for its informal charm, Alder features frequent sound knots and pith marks. These are the natural signatures of a smaller, more irregular tree that brings warmth and texture to a space.




Classic Collection

Our goal is to help you achieve a seamless and harmonious interior. By aligning our millwork factory finish options with a trusted cabinetry manufacturer's palette, we enable you to create a cohesive collection that blends your cabinetry, flooring, and millwork flawlessly. Our partnership ensures that we are always up to date with the latest trends. This allows us to provide you with on trend options that will keep your home looking stylish for years to come.

STAIN

AVAILABLE IN POPLAR, MAPLE, OAK, KNOTTY ALDER



PAINT



While this digital/printed guide serves as a beautiful starting point for your design journey, please note that screens and ink cannot perfectly replicate the depth, sheen, and organic texture of our factory-finished millwork. Light interacts differently with wood than it does with pixels. To ensure your vision matches your reality, we strongly recommend making your final color and species selections from the physical samples in one of our showrooms.


Custom Creation





This service allows for a high degree of personalization, whether it's drawing inspiration from the extensive Sherwin-Williams color palette, or seeking to replicate an existing hue. The process is designed to ensure accuracy and satisfaction. Customers can provide a physical sample, such as a piece of trim or a color swatch, and skilled technicians will meticulously work to blend it, with up to two attempts if necessary. Physical samples are created to show how the living material of wood varies in grain and color under home lighting. We value precision. If the color is not achieved within two attempts, we will mutually agree to move in a different direction to protect project timelines.






For details and pricing, lean on your Drexel Quarterback for more information.













Base

Ranch & Colonial Base




PROFILE	DIMENSIONS
723	$\frac{3}{8}$ " x $3\frac{1}{4}$ "
 723	KA
 723	M
 723	O
 723	POP

PROFILE	DIMENSIONS
634	$\frac{3}{8}$ " x $2\frac{3}{4}$ "
 634	KA
 634	M
 634	O
 634	POP
 634	$\frac{3}{8}$ " x 3" 16' PC FJP

PROFILE	DIMENSIONS
633	$\frac{3}{8}$ " x $3\frac{1}{4}$ "
 633	KA
 633	$\frac{3}{8}$ " x $3\frac{1}{4}$ "
 633	M
 633	$\frac{3}{8}$ " x $3\frac{1}{4}$ "
 633	O
 633	$\frac{3}{8}$ " x $3\frac{1}{4}$ "
 633	POP
 633	$\frac{3}{8}$ " x $3\frac{1}{4}$ " 16' PC FJP
 633	$\frac{3}{8}$ " x $3\frac{1}{4}$ " 16' PC FJPOP
 623	$\frac{9}{16}$ " x $3\frac{1}{4}$ " 16' PC FJP
 623	$\frac{1}{2}$ " x $3\frac{1}{4}$ " 16' PC MDF
 623	MDF

 **RTS** READY TO SHIP (3 DAYS OR LESS)

 **QUICK SHIP** (3 WEEKS OR LESS)

KA KNOTTY ALDER **M** MAPLE **O** OAK **POP** POPLAR **FJP** FJ PRIMED PINE **FJPOP** FJ PRIMED POPLAR
MDF ULTRA-LITE PRIMED MDF **PC** PIECES **LF** LINEAL FOOT

Ranch & Colonial Base



PROFILE DIMENSIONS

620 7/16" x 4¼"



KA

620 7/16" x 4¼"



M

620 7/16" x 4¼"



O

620 7/16" x 4¼"



POP

620 9/16" x 4¼"
16' PC



FJP

620 ½" x 4¼"
16' PC



MDF

PROFILE DIMENSIONS

738 5/8" x 4¼"



KA

738 5/8" x 4¼"



M

738 5/8" x 4¼"



O

738 5/8" x 4¼"



POP

2808 9/16" x 4¼"
16' PC



FJP

808 9/16" x 4¼"



MDF

PROFILE DIMENSIONS

2813 9/16" x 5¼"
16' PC



FJP

163 9/16" x 5¼"
16' PC



MDF



READY TO SHIP (3 DAYS OR LESS)













QUICK SHIP (3 WEEKS OR LESS)

KA KNOTTY ALDER **M** MAPLE **O** OAK **POP** POPLAR **FJP** FJ PRIMED PINE **FJPOP** FJ PRIMED POPLAR
MDF ULTRA-LITE PRIMED MDF **PC** PIECES **LF** LINEAL FOOT

Round Edge Base




PROFILE	DIMENSIONS
434 	$\frac{3}{8}$ " x $2\frac{3}{4}$ " KA
434 	$\frac{3}{8}$ " x $2\frac{3}{4}$ " M
434 	$\frac{3}{8}$ " x $2\frac{3}{4}$ " O
434 	$\frac{3}{8}$ " x $2\frac{3}{4}$ " POP

PROFILE	DIMENSIONS
433 	$\frac{3}{8}$ " x $3\frac{1}{4}$ " KA
433 	$\frac{3}{8}$ " x $3\frac{1}{4}$ " M
433 	$\frac{3}{8}$ " x $3\frac{1}{4}$ " O
433 	$\frac{3}{8}$ " x $3\frac{1}{4}$ " POP
433 	$\frac{7}{16}$ " x $3\frac{1}{4}$ " 16' PC FJP
433 	$\frac{1}{2}$ " x $3\frac{1}{4}$ " 16' PC MDF

PROFILE	DIMENSIONS
314V 	$\frac{5}{8}$ " x $3\frac{1}{4}$ " POP







 **RTS** READY TO SHIP (3 DAYS OR LESS)






 **QUICK SHIP** (3 WEEKS OR LESS)






KA KNOTTY ALDER **M** MAPLE **O** OAK **POP** POPLAR **FJP** FJ PRIMED PINE **FJPOP** FJ PRIMED POPLAR
MDF ULTRA-LITE PRIMED MDF **PC** PIECES **LF** LINEAL FOOT

Round Edge Base



PROFILE	DIMENSIONS
414 	$\frac{5}{8}$ " x $4\frac{1}{4}$ " KA
414 	$\frac{5}{8}$ " x $4\frac{1}{4}$ " M
414 	$\frac{5}{8}$ " x $4\frac{1}{4}$ " O
414 	$\frac{5}{8}$ " x $4\frac{1}{4}$ " POP
430 	$\frac{1}{2}$ " x $4\frac{1}{4}$ " 16' PC MDF
430 	$\frac{7}{16}$ " x $4\frac{1}{4}$ " 16' PC FJP

PROFILE	DIMENSIONS
430 	$\frac{1}{2}$ " x $4\frac{1}{4}$ " KA
430 	$\frac{1}{2}$ " x $4\frac{1}{4}$ " M
430 	$\frac{1}{2}$ " x $4\frac{1}{4}$ " O
430 	$\frac{1}{2}$ " x $4\frac{1}{4}$ " POP
2982 	$\frac{7}{16}$ " x $4\frac{1}{4}$ " FJPOP

PROFILE	DIMENSIONS
514 	$\frac{5}{8}$ " x $5\frac{1}{4}$ " KA
514 	$\frac{5}{8}$ " x $5\frac{1}{4}$ " M
514 	$\frac{5}{8}$ " x $5\frac{1}{4}$ " O
514 	$\frac{5}{8}$ " x $5\frac{1}{4}$ " POP
514 	$\frac{1}{2}$ " x $5\frac{1}{4}$ " MDF

 **RTS** READY TO SHIP (3 DAYS OR LESS)



 **QUICK SHIP**

KA KNOTTY ALDER **M** MAPLE **O** OAK **POP** POPLAR **FJP** FJ PRIMED PINE **FJPOP** FJ PRIMED POPLAR
MDF ULTRA-LITE PRIMED MDF **PC** PIECES **LF** LINEAL FOOT

Casing


Ranch Casing




PROFILE	DIMENSIONS
324 	1/2" x 2 1/4" 7' PC, LF KA
324 	1/2" x 2 1/4" 7' PC, LF M
324 RTS	1/2" x 2 1/4" 7' PC, LF O
324 RTS	1/2" x 2 1/4" 7' PC, LF POP




PROFILE	DIMENSIONS
327 RTS	11/16" x 2 1/4" 7' PC, 14' PC FJP

Colonial Casing




PROFILE	DIMENSIONS
356 	1/2" x 2 1/4" 7' PC, LF KA
356 RTS	1/2" x 2 1/4" 7' PC, LF M
356 RTS	1/2" x 2 1/4" 7' PC, LF O
356 RTS	1/2" x 2 1/4" 7' PC, LF POP

PROFILE	DIMENSIONS
356 RTS	11/16" x 2 1/4" 7' PC, 14' PC FJP
9000 RTS	1/2" x 2 1/4" 7' PC, 14' PC FJPOP
356 RTS	5/8" x 2 1/4" 7' PC, 14' PC MDF


PROFILE	DIMENSIONS
42 	9/16" x 3 1/4" 7'6" PC, LF KA
42 	9/16" x 3 1/4" 7'6" PC, LF M
42 RTS	9/16" x 3 1/4" 7'6" PC, LF O
42 	9/16" x 3 1/4" 7'6" PC, LF POP

RTS READY TO SHIP (3 DAYS OR LESS)

 QUICK SHIP (3 WEEKS OR LESS)

KA KNOTTY ALDER **M** MAPLE **O** OAK **POP** POPLAR **FJP** FJ PRIMED PINE **FJPOP** FJ PRIMED POPLAR
MDF ULTRA-LITE PRIMED MDF **PC** PIECES **LF** LINEAL FOOT

Colonial Casing



PROFILE DIMENSIONS

444 19/32" x 3 1/4"
16' PC **FJP**
RTS

444 19/32" x 3 1/4"
7'6" PC, 16' PC **MDF**




PROFILE DIMENSIONS

MC47 3/4" x 3 1/4"
7'6" PC, LF **KA**

MC47 3/4" x 3 1/4"
7'6" PC, LF **M**

MC47 3/4" x 3 1/4"
7'6" PC, LF **O**

MC47 3/4" x 3 1/4"
7'6" PC, LF **POP**
RTS



PROFILE DIMENSIONS

24112C 11/16" x 3 1/2"
16' PC **MDF**
RTS

Round Edge Casing



PROFILE DIMENSIONS

493 1/2" x 2 1/4"
7' PC, LF **KA**

493 1/2" x 2 1/4"
7' PC, LF **M**
RTS

493 1/2" x 2 1/4"
7' PC, LF **O**
RTS

493 1/2" x 2 1/4"
7' PC, LF **POP**
RTS



PROFILE DIMENSIONS

473 9/16" x 2 1/4"
7' PC, 14' PC **FJP**
RTS

473 19/32" x 2 1/4"
7'6" PC, 15' PC **MDF**
RTS



PROFILE DIMENSIONS

472 9/16" x 2 1/2"
16' PC **FJP**

472 19/32" x 2 1/2"
8' PC, 16' PC **MDF**
RTS

RTS

READY TO SHIP (3 DAYS OR LESS)







QUICK SHIP (3 WEEKS OR LESS)





KA KNOTTY ALDER **M** MAPLE **O** OAK **POP** POPLAR **FJP** FJ PRIMED PINE **FJPOP** FJ PRIMED POPLAR
MDF ULTRA-LITE PRIMED MDF **PC** PIECES **LF** LINEAL FOOT

Round Edge Casing






PROFILE	DIMENSIONS
234 	$\frac{3}{4}$ " x $2\frac{3}{4}$ " 7'6" PC, LF KA
234 	$\frac{3}{4}$ " x $2\frac{3}{4}$ " 7'6" PC, LF M
234 	$\frac{3}{4}$ " x $2\frac{3}{4}$ " 7'6" PC, LF O
234 	$\frac{3}{4}$ " x $2\frac{3}{4}$ " 7'6" PC, LF POP








PROFILE	DIMENSIONS
413 	$\frac{5}{8}$ " x $3\frac{1}{4}$ " 7'6" PC, LF KA
413 	$\frac{5}{8}$ " x $3\frac{1}{4}$ " 7'6" PC, LF M
413 	$\frac{5}{8}$ " x $3\frac{1}{4}$ " 7'6" PC, LF O
413 	$\frac{5}{8}$ " x $3\frac{1}{4}$ " 7'6" PC, LF POP




PROFILE	DIMENSIONS
432 	$\frac{9}{16}$ " x $3\frac{1}{2}$ " 7'6" PC, 16' PC FJP
433 	$\frac{9}{16}$ " x $3\frac{1}{4}$ " 7'6" PC, 16' PC FJPOP
432M 	$\frac{7}{16}$ " x $3\frac{1}{2}$ " 16' PC MDF






PROFILE	DIMENSIONS
412 	$\frac{3}{4}$ " x $3\frac{1}{2}$ " 7'6" PC, LF KA
412 	$\frac{3}{4}$ " x $3\frac{1}{2}$ " 7'6" PC, LF M
412 	$\frac{3}{4}$ " x $3\frac{1}{2}$ " 7'6" PC, LF O
412 	$\frac{3}{4}$ " x $3\frac{1}{2}$ " 7'6" PC, LF POP
14E2ELM 	$\frac{11}{16}$ " x $3\frac{1}{2}$ " 16' PC MDF





 **RTS** READY TO SHIP (3 DAYS OR LESS)





 **QUICK SHIP** (3 WEEKS OR LESS)


KA KNOTTY ALDER **M** MAPLE **O** OAK **POP** POPLAR **FJP** FJ PRIMED PINE **FJPOP** FJ PRIMED POPLAR
MDF ULTRA-LITE PRIMED MDF **PC** PIECES **LF** LINEAL FOOT

Modern Casing



PROFILE	DIMENSIONS
109 	$\frac{1}{2}$ " x $2\frac{3}{4}$ " 7'6" PC, LF KA
109 	$\frac{1}{2}$ " x $2\frac{3}{4}$ " 7'6" PC, LF M
109 	$\frac{1}{2}$ " x $2\frac{3}{4}$ " 7'6" PC, LF O
109 	$\frac{1}{2}$ " x $2\frac{3}{4}$ " 7'6" PC, LF POP

PROFILE	DIMENSIONS
300 	$\frac{3}{4}$ " x 3" 8' PC, LF KA
300 	$\frac{3}{4}$ " x 3" 8' PC, LF M
300 	$\frac{3}{4}$ " x 3" 8' PC, LF O
300 	$\frac{3}{4}$ " x 3" 8' PC, LF POP

PROFILE	DIMENSIONS
421 	$\frac{11}{16}$ " x $3\frac{1}{4}$ " 7'6" PC, 16' PC MDF




READY TO SHIP (3 DAYS OR LESS)



QUICK SHIP

KA KNOTTY ALDER **M** MAPLE **O** OAK **POP** POPLAR **FJP** FJ PRIMED PINE **FJPOP** FJ PRIMED POPLAR
MDF ULTRA-LITE PRIMED MDF **PC** PIECES **LF** LINEAL FOOT

Crown



PROFILE

DIMENSIONS

51 $\frac{3}{4}'' \times 3\frac{1}{4}''$

 **KA**

51 $\frac{3}{4}'' \times 3\frac{1}{4}''$

 **M**

51 $\frac{3}{4}'' \times 3\frac{1}{4}''$

 **O**

51 $\frac{3}{4}'' \times 3\frac{1}{4}''$

 **POP**

51 $\frac{9}{16}'' \times 3\frac{1}{4}''$
16' PC

 **FJP**

51 $\frac{5}{8}'' \times 3\text{-}\frac{5}{16}''$
16' PC

 **MDF**

PROFILE

DIMENSIONS

48 $\frac{5}{8}'' \times 4\frac{1}{4}''$

 **KA**

48 $\frac{5}{8}'' \times 4\frac{1}{4}''$

 **M**

48 $\frac{5}{8}'' \times 4\frac{1}{4}''$

 **O**

48 $\frac{5}{8}'' \times 4\frac{1}{4}''$

 **POP**



READY TO SHIP (3 DAYS OR LESS)








QUICK SHIP (3 WEEKS OR LESS)







KA KNOTTY ALDER **M** MAPLE **O** OAK **POP** POPLAR **FJP** FJ PRIMED PINE **FJPOP** FJ PRIMED POPLAR
MDF ULTRA-LITE PRIMED MDF **PC** PIECES **LF** LINEAL FOOT






Miscellaneous

Base Shoe & Cove



PROFILE	DIMENSIONS
L254	7/16" x 3/4"
 L254	KA
 L254	M
 L254	O
 254-Craftsman	POP
 L254	FJP

PROFILE	DIMENSIONS
126	1/2" x 3/4"
 126	KA
 126	M
 126	O
 126	POP
 126	FJP
 126	FJPOP

PROFILE	DIMENSIONS
94	11/16" x 1 1/8" 8' PC, 12' PC
 94	KA
 94	M
 94	O
 94	POP
 94	PRIMED POP



READY TO SHIP (3 DAYS OR LESS)




QUICK SHIP



KA KNOTTY ALDER **M** MAPLE **O** OAK **POP** POPLAR **FJP** FJ PRIMED PINE **FJPOP** FJ PRIMED POPLAR
MDF ULTRA-LITE PRIMED MDF **PC** PIECES **LF** LINEAL FOOT


Mullion Casing







PROFILE	DIMENSIONS
962	3/16" x 2"
RTS	M
962	3/16" x 2" 8' PC, LF
RTS	O
962	3/16" x 2" 7', 8', 12' PC
RTS	POP
264	1/4" x 2" 16' PC
RTS	FJPOP

PROFILE	DIMENSIONS
960	1/4" x 4" 8', 12', & LF
	M
960	1/4" x 4"
RTS	O
960	1/4" x 4" 8', 12', & LF
RTS	POP

PROFILE	DIMENSIONS
614	1/4" x 6" 10' PC
	M
614	1/4" x 6" 10' PC
	O
614	1/4" x 6" 10' PC
RTS	POP



PROFILE	DIMENSIONS
714	1/4" x 7 3/4" 8' PC
	M
714	1/4" x 7 3/4" 8' PC
	O
714	1/4" x 7 3/4" 8' PC
	POP

914	1/4" x 9 1/4" 10' PC
	M
914	1/4" x 9 1/4" 10' PC
	O
914	1/4" x 9 1/4" 10' PC
RTS	POP



READY TO SHIP (3 DAYS OR LESS)




QUICK SHIP (3 WEEKS OR LESS)


KA KNOTTY ALDER **M** MAPLE **O** OAK **POP** POPLAR **FJP** FJ PRIMED PINE **FJPOP** FJ PRIMED POPLAR
MDF ULTRA-LITE PRIMED MDF **PC** PIECES **LF** LINEAL FOOT

Quarter Round




PROFILE	DIMENSIONS
106	11/16" x 11/16" 8', 12' PC
 106	11/16" x 11/16" 8', 12' PC
RTS	M
106	11/16" x 11/16" 8', 12' PC
RTS	O
106	11/16" x 11/16" 8', 12' PC
RTS	POP

Stop




PROFILE	DIMENSIONS
887	3/8" x 1 1/4" 6'8" PC, 8' PC, LF
RTS	M
887	3/8" x 1 1/4" 6'8" PC, 8' PC, LF
RTS	O
887	3/8" x 1 1/4" 6'8" PC, 8' PC, LF
RTS	POP



PROFILE	DIMENSIONS
887	3/8" x 1 1/4" 6'8", 8' PC, 17' PC
RTS	FJP




PROFILE	DIMENSIONS
947	3/8" x 1 1/4" 6'8" PC, 8' PC, LF
RTS	M
947	3/8" x 1 1/4" 6'8" PC, 8' PC, LF
RTS	O
947	3/8" x 1 1/4" 8' PC
RTS	POP
947	3/8" x 1 1/4" 6'8" PC, LF
 947P	3/8" x 1 1/4" 17' PC
RTS	FJP
937	3/8" x 1 1/4" 16' PC
RTS	PRIMED FJPOP


RTS READY TO SHIP (3 DAYS OR LESS)

 QUICK SHIP

Boards


Veneer- Boards




PROFILE	DIMENSIONS
F-414 Wood Core 1x10	$\frac{3}{4}$ " x $9\frac{1}{4}$ " 16' PC
RTS	M
F-414 Wood Core 1x10	$\frac{3}{4}$ " x $9\frac{1}{4}$ " 18' PC
	M
F-414 Wood Core 1x10	$\frac{3}{4}$ " x $9\frac{1}{4}$ " 16' PC, 18' PC
RTS	O
F-414 Wood Core 1x10	$\frac{3}{4}$ " x $9\frac{1}{4}$ " 16' PC, 18' PC
RTS	POP

PROFILE	DIMENSIONS
F-416 Wood Core 1x12	$\frac{3}{4}$ " x $11\frac{1}{4}$ " 18' PC
RTS	M
F-416 Wood Core 1x12	$\frac{3}{4}$ " x $11\frac{1}{4}$ " 16' PC, 18' PC
RTS	O
F-416 Wood Core 1x12	$\frac{3}{4}$ " x $11\frac{1}{4}$ " 18' PC
RTS	POP

Veneer- Skirtboards




PROFILE	DIMENSIONS
F-995 Round Edge	$\frac{7}{16}$ " x $9\frac{1}{4}$ " 16' PC, 18' PC
RTS	M
F-995 Round Edge	$\frac{7}{16}$ " x $9\frac{1}{4}$ " 16' PC, 18' PC
RTS	O
F-995 Round Edge	$\frac{7}{16}$ " x $9\frac{1}{4}$ " 18' PC
RTS	POP
F-995 Round Edge	$\frac{7}{16}$ " x $9\frac{1}{4}$ " Particle Core 18' PC
RTS	FJP

RTS READY TO SHIP (3 DAYS OR LESS)  QUICK SHIP (3 WEEKS OR LESS)

KA KNOTTY ALDER **M** MAPLE **O** OAK **POP** POPLAR **FJP** FJ PRIMED PINE **FJPOP** FJ PRIMED POPLAR
MDF ULTRA-LITE PRIMED MDF **PC** PIECES **LF** LINEAL FOOT

Veneer- Skirtboards



PROFILE	DIMENSIONS
F-996 Colonial	7/16" x 9 1/4" 18' PC
RTS	M
F-996 Colonial	7/16" x 9 1/4" 18' PC
RTS	POP
F-996 Colonial	7/16" x 9 1/4" Particle Core 18' PC
RTS	FJP

Shiplap







































PROFILE	DIMENSIONS	PROFILE	DIMENSIONS
1x6	1/2" x 5 1/2" 16' PC	1x8	1/2" x 7 1/4" 16' PC
RTS	MDF	RTS	FJP
		1x8	1/2" x 7 1/4" 16' PC
		RTS	MDF

RTS READY TO SHIP (3 DAYS OR LESS)


 QUICK SHIP

S4S Boards



PROFILE	DIMENSIONS	PROFILE	DIMENSIONS	PROFILE	DIMENSIONS
1X2 	$\frac{3}{4}$ " x $1\frac{1}{2}$ " 4'-16' Lengths M	1X6 	$\frac{3}{4}$ " x $5\frac{1}{2}$ " 4'-16' Lengths M	1X8 	$\frac{3}{4}$ " x $7\frac{1}{4}$ " 16' Lengths MDF
1X2 	$\frac{3}{4}$ " x $1\frac{1}{2}$ " 4'-16' Lengths POP	1X6 	$\frac{3}{4}$ " x $5\frac{1}{2}$ " 4'-16' Lengths O	1X10 	$\frac{3}{4}$ " x $9\frac{1}{4}$ " 4'-16' Lengths M
1X2 	$\frac{3}{4}$ " x $1\frac{1}{2}$ " 16' Lengths FJP	1X6 	$\frac{3}{4}$ " x $5\frac{1}{2}$ " 4'-16' Lengths POP	1X10 	$\frac{3}{4}$ " x $9\frac{1}{4}$ " 4'-16' Lengths O
1X3 	$\frac{3}{4}$ " x $2\frac{1}{2}$ " 4'-16' Lengths POP	1X6 	$\frac{3}{4}$ " x $5\frac{1}{2}$ " 16' Lengths FJP	1X10 	$\frac{3}{4}$ " x $9\frac{1}{4}$ " 4'-16' Lengths POP
1X4 	$\frac{3}{4}$ " x $3\frac{1}{2}$ " 4'-12' Lengths KA	1X6 	$\frac{3}{4}$ " x $5\frac{1}{2}$ " 4'-16' Lengths PRIMED FJPOP	1X10 	$\frac{3}{4}$ " x $9\frac{1}{4}$ " 16' Lengths FJP
1X4 	$\frac{3}{4}$ " x $3\frac{1}{2}$ " 4'-16' Lengths M	1X6 	$\frac{3}{4}$ " x $5\frac{1}{2}$ " 16' Lengths MDF	1X10 	$\frac{3}{4}$ " x $9\frac{1}{4}$ " 4'-16' Lengths PRIMED FJPOP
1X4 	$\frac{3}{4}$ " x $3\frac{1}{2}$ " 4'-16' Lengths O	1X8 	$\frac{3}{4}$ " x $7\frac{1}{4}$ " 4'-12' Lengths KA	1X10 	$\frac{3}{4}$ " x $9\frac{1}{4}$ " 16' Lengths MDF
1X4 	$\frac{3}{4}$ " x $3\frac{1}{2}$ " 4'-16' Lengths POP	1X8 	$\frac{3}{4}$ " x $7\frac{1}{4}$ " 4'-16' Lengths M	1X12 	$\frac{3}{4}$ " x $11\frac{1}{4}$ " 4'-16' Lengths M
1X4 	$\frac{3}{4}$ " x $3\frac{1}{2}$ " 16' Lengths FJP	1X8 	$\frac{3}{4}$ " x $7\frac{1}{4}$ " 4'-16' Lengths O	1X12 	$\frac{3}{4}$ " x $11\frac{1}{4}$ " 4'-16' Lengths O
1X4 	$\frac{3}{4}$ " x $3\frac{1}{2}$ " 16' Lengths MDF	1X8 	$\frac{3}{4}$ " x $7\frac{1}{4}$ " 16' Lengths POP	1X12 	$\frac{3}{4}$ " x $11\frac{1}{4}$ " 4'-16' Lengths POP
1X5 	$\frac{3}{4}$ " x $4\frac{5}{8}$ " 4'-16' Lengths POP	1X8 	$\frac{3}{4}$ " x $7\frac{1}{4}$ " 16' Lengths FJP	1X12 	$\frac{3}{4}$ " x $11\frac{1}{4}$ " 16' Lengths FJP
1X6 	$\frac{3}{4}$ " x $5\frac{1}{2}$ " 4'-12' Lengths KA	1X8 	$\frac{3}{4}$ " x $7\frac{1}{4}$ " 4'-16' Lengths PRIMED FJPOP	1X12 	$\frac{3}{4}$ " x $11\frac{1}{4}$ " 16' Lengths MDF

 **RTS** READY TO SHIP (3 DAYS OR LESS)

 **QUICK SHIP** (3 WEEKS OR LESS)

KA KNOTTY ALDER **M** MAPLE **O** OAK **POP** POPLAR **FJP** FJ PRIMED PINE **FJPOP** FJ PRIMED POPLAR
MDF ULTRA-LITE PRIMED MDF **PC** PIECES **LF** LINEAL FOOT